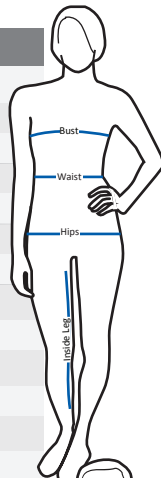


MEN'S AND WOMEN'S OUTERLAYERS SIZE GUIDE

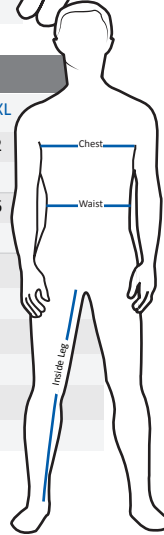
WOMEN'S OUTERLAYERS

Size	6	8	10	12	14	16
Bust (cm)	77	82	87	92	97	102
(Inches)	30	32	34	36	38	40
Waist (cm)	59	64	69	74	79	84
(Inches)	23	25	27	29	31	33
Hips (cm)	88	90	94	99	104	109
(Inches)	34	35	37	39	41	43
Inside Leg-Short (cm)	74	74	76	76	76	76
(Inches)	29	29	30	30	30	30
Inside Leg-Regular (cm)	79	79	81	81	81	81
(Inches)	31	31	32	32	32	32
Inside Leg-Long (cm)	84.5	84.5	86.5	86.5	86.5	86.5
(Inches)	33	33	34	34	34	34



MEN'S OUTERLAYERS

Size	XS	S	M	L	XL	XXL	XXXL
Chest (cm)	84	92	100	108	116	124	132
(Inches)	33	36	39	43	46	49	52
Waist (cm)	69	76	84	92	100	108	116
(Inches)	27	30	33	36	39	43	45
Inside Leg-Short (cm)	76	76	76	76	78	78	78
(Inches)	30	30	30	30	31	31	31
Inside Leg-Regular (cm)	81	81	81	81	83	83	83
(Inches)	32	32	32	32	33	33	33
Inside Leg-Long (cm)	86	86	86	86	88	88	88
(Inches)	34	34	34	34	35	35	35



Measurement tips:

Chest:

Measure around the broadest part of your chest. Do not place the tape too tight under your arms.

Bust:

Measure the fullest part of the bust, across your shoulder blades. Ensure the tape measure is kept parallel to the floor.

Waist:

Measure around the natural waistline, ensuring the tape measure is taut at all times.

Hips:

Stand with your feet together and measure around the hips at the widest point. This is usually across the fullest part of the bottom or at the top of the thigh. This measurement is approximately 20cm (8in) below your natural waistline.

Inside leg:

It is a good idea to wear a pair of shoes when measuring your inseam for a more accurate result. Measure from the top of your inside leg at the crotch to the point where you would like the trousers to finish.

Remember that trousers look better slightly longer than too short!

PlayerLayer offer three different leg lengths.

At PlayerLayer we pride ourselves on the fit of our products and therefore understand that a number of our garments will need to be gender specific. Our sizing charts, displayed to the left, are based on body measurements.

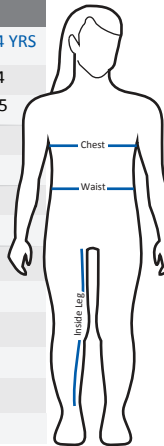
JUNIOR UNISEX OUTERLAYERS

Size	J 5-6 YRS	J 7-8YRS	J 9-10 YRS	J 11-12 YRS	J 13-14 YRS
Height (cm)	116	128	140	152	164
(Feet & Inches)	3ft 9	4ft 2	4ft 7	5ft	5ft 5
Chest (cm)	61	64	72	78	85
(Inches)	24	25	28	31	33
Waist (cm)	52	59	63	66	71
(Inches)	20.5	23	25	26	28

JUNIOR OUTERLAYERS SIZE GUIDE

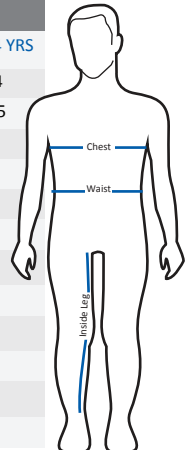
JUNIOR GIRLS' OUTERLAYERS

Size	G 5-6 YRS	G 7-8YRS	G 9-10 YRS	G 11-12 YRS	G 13-14 YRS
Height (cm)	116	128	140	152	164
(Feet & Inches)	3ft 9	4ft 2	4ft 7	5ft	5ft 5
Chest (cm)	61	66	72	78	84
(Inches)	24	26	28	31	33
Waist (cm)	56	59	62	64	68
(Inches)	22	23	24	25	27
Inside Leg-Short (cm)	46	53	63	67	71
(Inches)	18	21	25	26	28
Inside Leg-Regular (cm)	52	58	64	70	75
(Inches)	20.5	23	25	28	30
Inside Leg-Long (cm)	56	63	73	77	81
(Inches)	22	25	29	30	32



JUNIOR BOYS' OUTERLAYERS

Size	B 5-6 YRS	B 7-8YRS	B 9-10 YRS	B 11-12 YRS	B 13-14 YRS
Height (cm)	116	128	140	152	164
(Feet & Inches)	3ft 9	4ft 2	4ft 7	5ft	5ft 5
Chest (cm)	61	66	72	78	86
(Inches)	24	26	28	31	34
Waist (cm)	56	59	64	68	73
(Inches)	22	23	25	27	29
Inside Leg-Short (cm)	46	53	59	64	70
(Inches)	18	21	23	25	28
Inside Leg-Regular (cm)	52	58	64	70	75
(Inches)	20.5	23	25	28	30
Inside Leg-Long (cm)	56	61	67	74	80
(Inches)	22	24	26	29	31



FIND YOUR FIT

SIZE GUIDE FOR PLAYERLAYER BASELAYERS



Measurement tips:

Below are the key measurements to help you find the perfect fit.

First, check your own chest or waist measurements. Juniors should also use their height to guide them to the correct size.

Then, in order to confirm that this size will fit, we have shown a small number of key garment measurements. For tops this is the body length and for leggings it is the length of the garment's leg inseam.

ALL GARMENT MEASUREMENT POINTS ARE BASED ON
PLAYERLAYER BASELAYER PRODUCTS ONLY.

Chest:

Measure around the broadest part of your chest. Do not place the tape too tight under your arms.

Waist:

Measure around the natural waistline, ensuring the tape measure is taut at all times.

Inseam:

Measure from the top of your inside leg at the crotch, to the point where you would like the shorts or leggings to finish.

Sleeve Length:

Measure from shoulder cap, along the outside of a slightly bent arm to the wrist.

Centre Back:

Measure from the nape of the neck to the base of your back.

MEN'S PLAYERLAYER BASELAYER

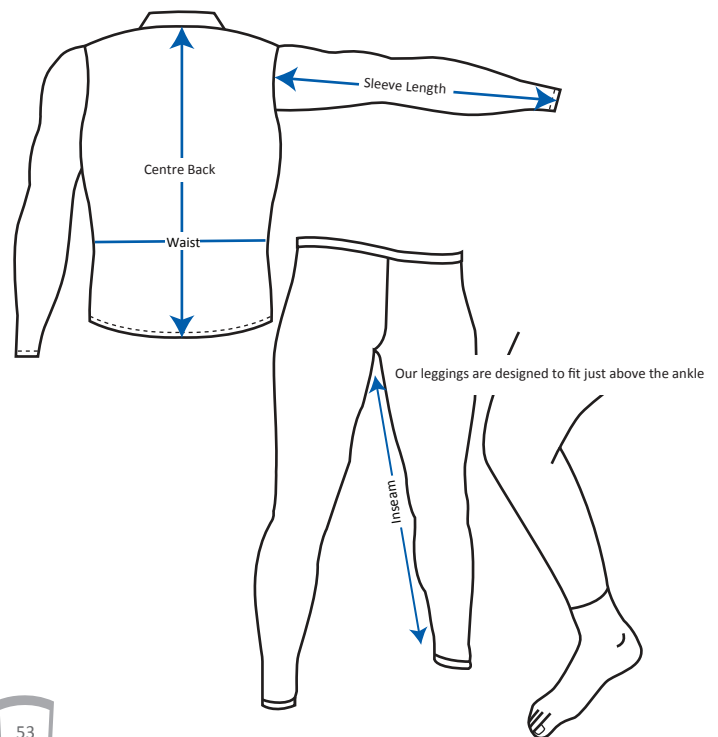
Size	S	M	L	XL	XXL
Body Measurements:					
Chest (cm)	92	100	108	116	124
(Inches)	36	39	43	46	49
Waist (cm)	76	84	92	100	108
(Inches)	30	33	36	39	43
Garment Measurements:					
PlayerLayer Tops:					
Centre Back Length (cm)	59	61.5	64	66.5	69
(Inches)	23	24	25	26	27
Sleeve Length (cm)	57	58.5	59.5	61	62
(Inches)	22	23	23	24	24
PlayerLayer Shorts:					
Inseam of Short (cm)	23.5	24.5	25.5	26.5	27.5
(Inches)	9	9.5	10	10.5	11
PlayerLayer Leggings:					
Inseam of Short (cm)	68	68	70	70	72
(Inches)	27	27	28	28	28.5

WOMEN'S PLAYERLAYER BASELAYER

	8	10	12	14	16
Body Measurements:					
	82	87	92	97	102
	32	34	36	38	40
	64	69	74	79	84
	25	27	29	31	33
Garment Measurements:					
PlayerLayer Tops:					
Centre Back Length (cm)	54	55	56	57	58
	21	21.5	22	22.5	23
Sleeve Length (cm)	56.5	58	59.5	61	61.5
	22	23	23	24	24
PlayerLayer Shorts:					
Inseam of Short (cm)	14	15	16	17	18
	5.5	6	6	7	7
PlayerLayer Leggings:					
Inseam of Short (cm)	67	68	69	70	71
	26.5	27	27	27.5	28

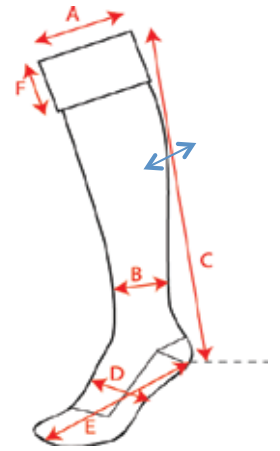
JUNIOR PLAYERLAYER BASELAYER

Size	JUNIOR S	JUNIOR M	JUNIOR L	JUNIOR XL	
Body Measurements:					
Height (cm)	119-135	132-147	145-160	157-173	
(Inches)	3'11-4'5	4'4-4'10	4'9-5'3	5'2-5'8	
Chest (cm)	64	69	75	84	
(Inches)	25	27	30	33	
Waist (cm)	56	61	66	71	
(Inches)	22	24	26	28	
Garment Measurements:					
PlayerLayer Tops:					
Centre Back length (cm)	44	48	52	56	
(Inches)	17	18.5	20	22	
Sleeve Length (cm)	44	48	52	56	
(Inches)	17	18.5	20	22	
PlayerLayer Leggings:					
Inseam of Short (cm)	58	62	65		
(Inches)	23	24.5	26		
Boy's PlayerLayer Shorts:					
Inseam of Short (cm)	15	17	19	21	
(Inches)	6	6.5	7.5	8	
Girl's PlayerLayer Shorts:					
	G 5-6yrs	G 7-8yrs	G 9-10yrs	G 11-12yrs	G 13-14yrs
Inseam of Short (cm)	10	11	12	13	14
(Inches)	4	4	5	5	6



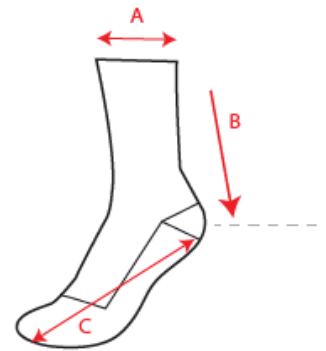
KNEE HIGH DOUBLE WELTED SOCK

Size	XXS	XS	S	M	L	XL	TOL
EU Size shoe	35-37	37-40	40-44	44-46	46-48	48+	
UK Size shoe	3-4	4-6	6-9	9-11	11-13	13+	
Sock Measurements :							
A 1/2 Width at top	6.5	7	7.5	8	8.5	9	+/- 0.5
B 1/2 Width at ankle	6	6.5	7	7.5	8	8.5	+/- 0.5
C Leg length from heel point	32	35	37	42	45	48	+/- 1
D Foot width 1/2 flat	6.5	7	7.5	8	8.5	9	+/- 0.5
E Foot length from toe end to heel point	13	15	17	21	24	26	+/- 1
F Turn down cuff depth (for turn down socks only)	8	8	8	8	8	8	
G Mid leg width	9	9	10	10	10	10	



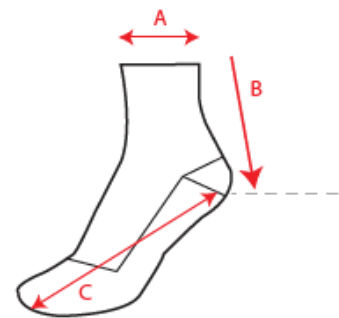
QUARTER CREW SOCK

Size	XXS	XS	S	M	L	XL	TOL
EU Size shoe	35-37	37-40	40-44	44-46	46-48	48+	
UK Size shoe	3-4	4-6	6-9	9-11	11-13	13+	
Sock Measurements :							
A 1/2 Width at top	6.5	7	7.5	8	8.5	9	+/- 0.5
B Leg length from heel point	10	10	12	13	14	15	+/- 0.5
C Foot length from toe end to heel point	13	15	17	21	24	26	+/- 1



ANKLE SOCK

Size	XXS	XS	S	M	L	XL	TOL
EU Size shoe	35-37	37-40	40-44	44-46	46-48	48+	
UK Size shoe	3-4	4-6	6-9	9-11	11-13	13+	
Sock Measurements :							
A 1/2 Width at top	6.5	7	7.5	8	8.5	9	+/- 0.5
B Leg length from heel point	6.5	6.5	7	7	7.5	8	+/- 0.5
C Foot length from toe end to heel point	13	15	17	21	24	26	+/- 1



PLAYERLAYER SOCKS SIZE CHART